


# HOW TO MAKE BOOKLET



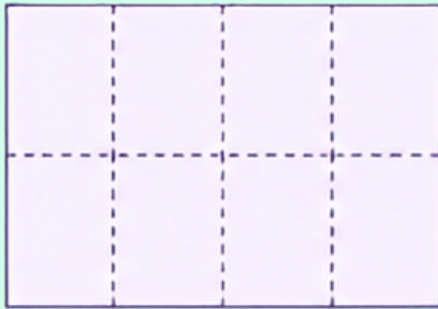
1. Fold in half lengthwise.



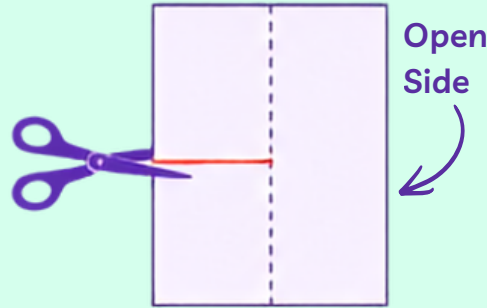
2. Unfold and fold in half opposite direction



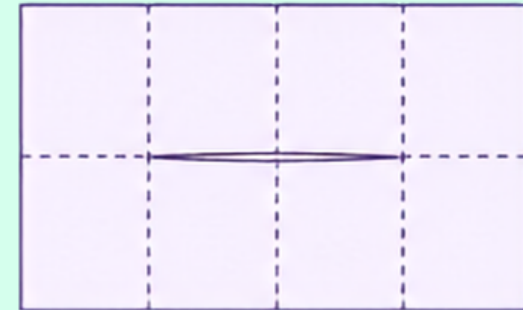
3. Fold in half again.



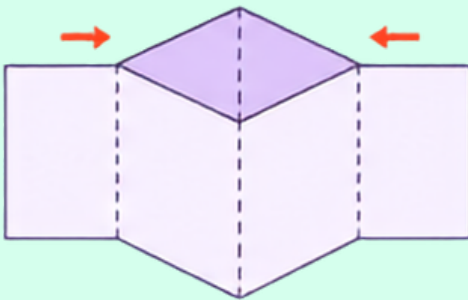
4. Unfold everything.



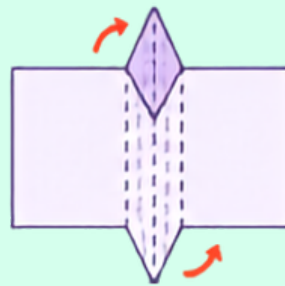
5. Fold in half in the middle.  
Use scissors and cut along the red line.



6. Unfold your sheet of paper.



7. Keep pushing edges together.



8. Fold one edge toward slit and the opposite split toward folded edge.



9. Finished!